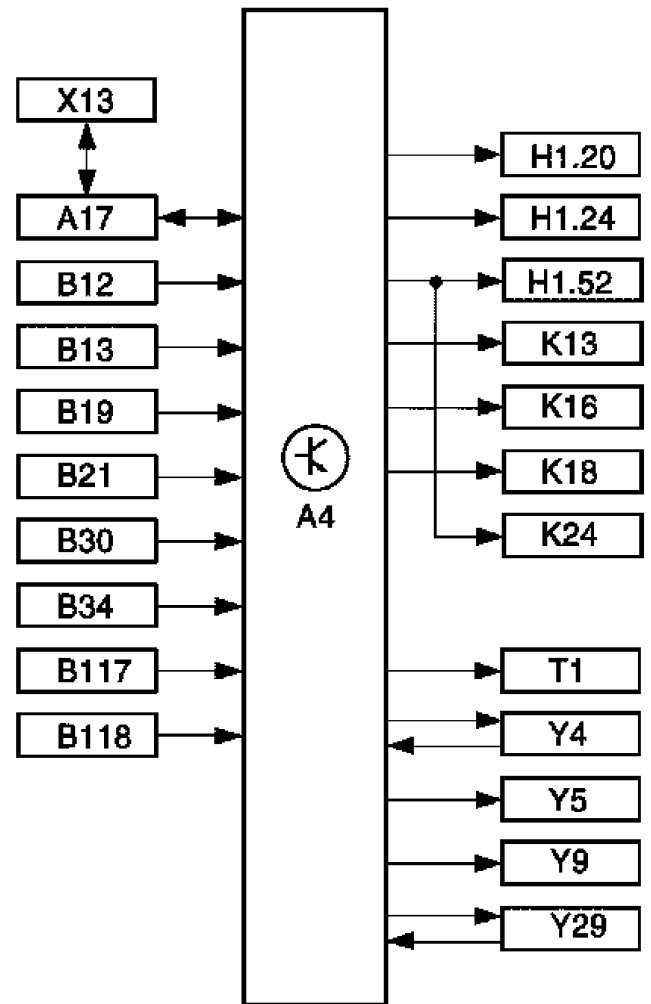


Block Diagram

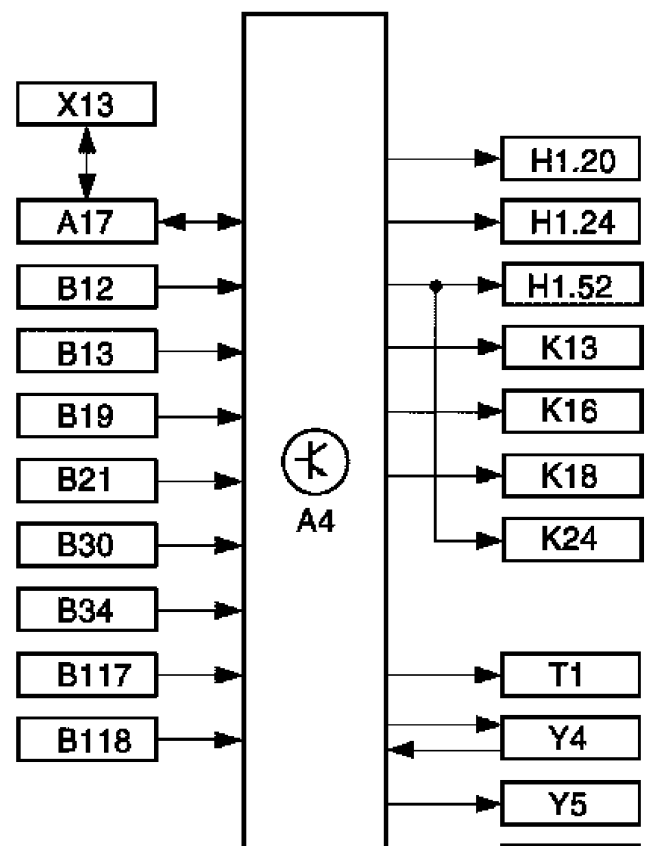
A4	Control unit, engine
A17	Control unit, immobilizer
B12	Sensor, coolant temperature
B13	Sensor, air intake temperature
B19	Sensor, accelerator pedal position
B21	Sensor, intake manifold absolute pressure
B30	Sensor, knock control
B34	Sensor, crankshaft impulse
B117	Sensor, oxygen
B118	Sensor, oxygen
H1.20	Display (for coolant temperature)
H1.24	Tachometer
H1.52	Telltale, engine and immobilizer

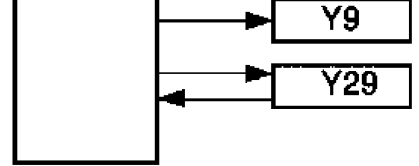


T 9689

9.14.3 Block Diagram (continued)

K13	Relay, radiator fan
K16	Relay, fuel pump
K18	Relay, engine control unit
K24	Relay, starter
T1	Ignition module, direct ignition
Y4	Valve, exhaust gas recirculation
Y5	Valve, tank ventilation
Y9.1	Injection valve, cylinder 1
Y9.2	Injection valve, cylinder 2
Y9.3	Injection valve, cylinder 3
Y9.4	Injection valve, cylinder 4
Y29	Positioner, throttle valve
X13	Diagnostic plug





T 9689